

Installation guide

Wozart LED Orchestrator

Installation Guide Version 1.0

Updated on 19/04/2021


Welcome

This Guide will walk you through the installation of Wozart LED Orchestrator.


We hope you enjoy your purchase. We at Wozart have carefully crafted a reliable, durable and secure Smart Home product. We promise to toil harder to build awesome devices that make life simpler and planet more livable.

We hope our association continues and grows stronger with each passing day. You are awesome for supporting the change we wish to bring in the way people live

For configuration video, scan the QR code below



For iOS devices



For Android devices


As Wozart app is frequently updated, there may be changes to this manual. Please refer to www.wozart.com/support for the latest version of the manual.

Download Wozart app from Google play store or App store.


Table of Contents

What's in the box	4
Description	5
Technical Specifications	5
Precautions	6
Setup Guide	7
Troubleshooting	9
Warranty & Service	10

What's in the box



Wozart LED Orchestrator



Setup Code Sticker



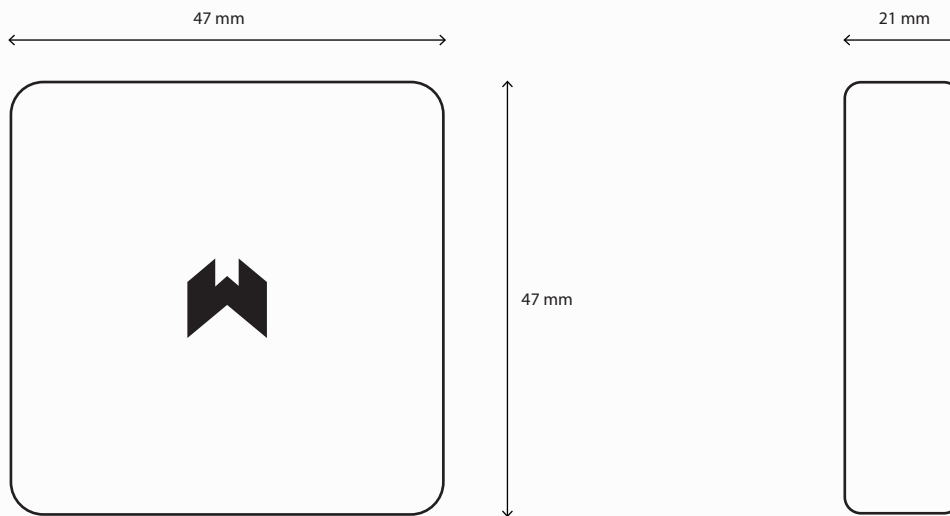
Warranty Card

Description

Wozart LED Orchestrator is a smart device that is designed to control LED, RGB, RGBW strips. The device uses PWM output signal and controlled devices may be powered by 12 -36V DC. RGB, RGBW Led Strip, One –Color LED strip, halogen lights and other compliant resistive loads.

Technical Specifications

Power Supply	12 - 36 V DC
Rated load current	1.5 A for motors with compensated power factor
Compatible load types	Lights, PWM
Operating Temperature	0-40°C
Ambient Humidity	0-95 % RH without condensation
Communication Protocol	Wi-Fi 2.4 GHz 802.11
Dimensions (Height*Width*Depth)	47 mm * 47 mm * 21 mm
Weight	60 Gms
Model	WLE01



Precautions

- The device is designed for lighting control of LED, RGB, RGBW strips, faulty connection or use may result in fire or electric shock.
- Do not power the device before full installation and assembling it.
- Do not handle the device with wet or moist hands.
- Do not modify or alter the device in any way not included in this manual
- Do not use in damp or wet locations, near shower, swimming pool, sink, or anywhere else where water or moisture are present.
- Do not connect device to loads exceeding recommended values.

- The load connected to its output must be powered by 12 – 36 V DC stabilized power supply with short circuit protection.
- If you do not have basic electrical wiring knowledge, please get help of an electrician or contact us.

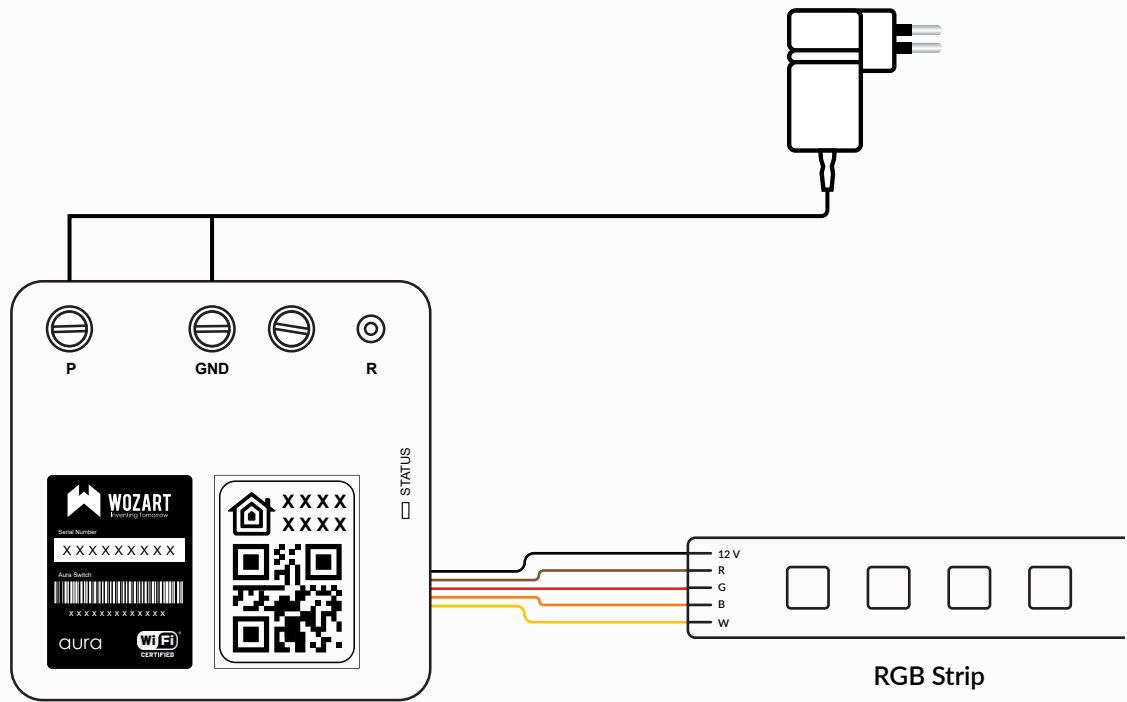
Setup Guide

GND	Ground Connector
P	12-30V DC power supply
SW	Switch Connector slot

Load connections

Switch off the main power supply

- Connect GND Voltage power output from adaptor to terminal **GND**.
- Connect 12-36 V DC from adaptor to terminal **P**.
- Connect LED strip channels in the same order as on the diagram. If you want to connect RGB strip, do not connect **OUT4**.



- Verify the connections.
- Turn on the main power supply to the device and proceed with configuration on the Wozart app.

Troubleshooting

The device isn't responding

- a) Check if the Wi-Fi router is functioning properly.
- b) Reconnect your smart controller device
eg: Phone to Wi-Fi network to which Wozart device is connected.
- c) Switch off the main power supply of the room that has the device for 5 seconds and then switch it back ON.
- d) Do factory reset as explained below and reconnect the device.

Factory Reset

Using a pin, press and hold the reset switch in slot **R** for 30 seconds until you hear the buzzer sound.

Note: If factory reset is done all your customization is lost. Do it only if required.

Not able to scan the QR sticker as it is damaged.

Use the Spare QR Sticker provided in the Wozart LED Orchestrator box or enter the code manually.

Warranty and Service

This Wozart device can be replaced in full for one year from date of purchase in case of damage or malfunction due to manufacturing defects. This Warranty does not cover cosmetic damage or damage from accident, neglect, misuse, alteration or abnormal conditions of operation or handling. Wozart Technologies or any of its licensors are not liable for any special, incidental, consequential or indirect damages or losses arising from any cause.

Resellers are not authorized to extend any other warranty on Wozart's behalf. Service for all Wozart products will be provided for device life time. To obtain service, contact nearest authorized reseller or Wozart Technologies Private Limited.

Thank You